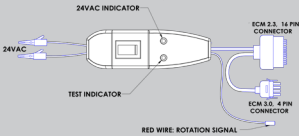


ECM PRO


Universal ECM Tester



The Supco® Universal ECM Tester, ECMPRO, provides a functional test for virtually all types of Electronically Commutated Motors on the market.

ECM 2.3

Disconnect system power. Attach the alligator clips to system 24VAC. Connect the 16 pin connector to the motor. Turn system power ON. The 24VAC LED will light up. Turn ECMPRO switch ON. The Start LED will light up and after a slight delay, the motor should begin to spin. If the motor doesn't spin, replace motor.



ECM 3

Disconnect system power. Attach the alligator clips to system 24VAC. Connect the 4 pin connector to the motor. Turn system power ON. The 24VAC LED will light up. Turn ECMPRO switch ON. The Start LED will light up and after a slight delay, the motor should begin to spin. If the motor doesn't spin, replace motor.

X13, Evergreen® & Others*

Disconnect system power. Attach the alligator clips to system 24VAC. The top 4 wires are already connected, (as shown in the picture). Connect the RED wire "Rotation Signal" from the ECM PRO to the motor (bottom left #1). Turn system power ON. The 24VAC LED will light up. Turn ECM PRO switch ON. The Start LED will light up and after a slight delay, the motor should begin to spin. If motor still doesn't turn, replace motor.



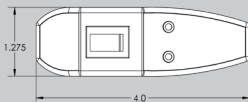
*Broad Ocean motors have the same terminal arrangement, but the connector is not attached to the motor.

ECM PRO

Universal ECM Tester

Specifications & Features

- Can Test Virtually any Electronically Commutated Motor on the Market
- Easy to use: Gives a "Go"/"No Go" result
- Operating Voltage: 24 VAC
- No Batteries Required
- Wire Length: 24"
- 24 VAC Indicating Light
- Test Light Indicator (Start)
- Short Circuit Protection
- Magnetic Case
- Unit Weight: 5.5 oz



www.supco.com

Follow us on social media to stay up to date.



SEALED UNIT PARTS CO., INC.



SUBSCRIBE TO OUR CHANNEL



©2018 Sealed Unit Parts Co., Inc.